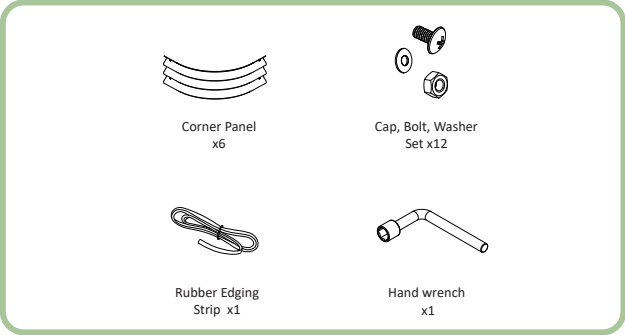
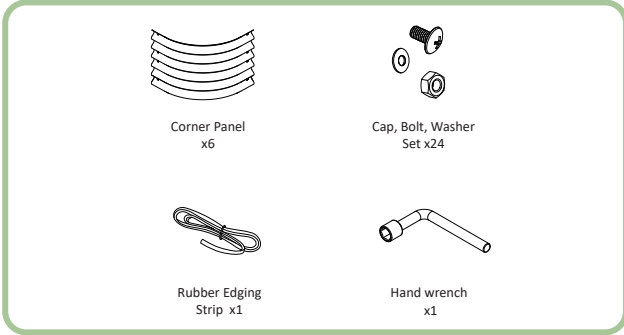


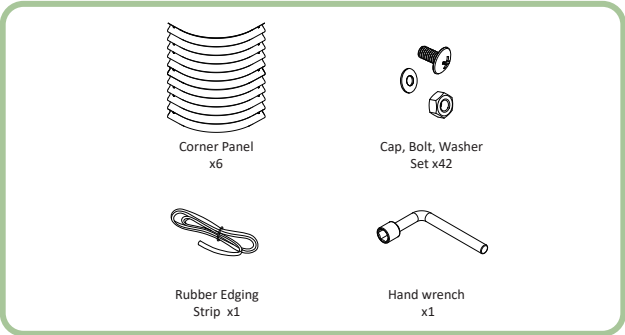
CONTENTS



8" Circle Diameter 42"

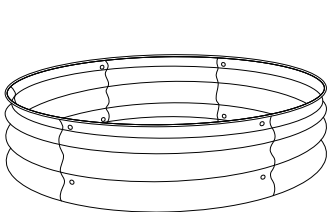


17" Circle Diameter 42"

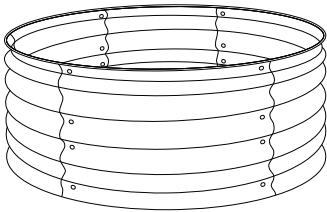


32" Circle Diameter 42"

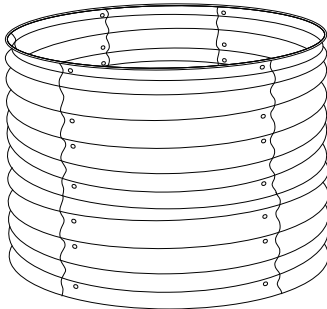
CONFIGURATION



8" Circle Diameter 42"



17" Circle Diameter 42"



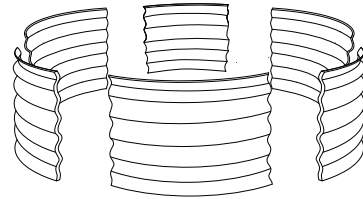
32" Circle Diameter 42"

Configuration	Cubic Yards
8"	0.23
17"	0.46
32"	0.92

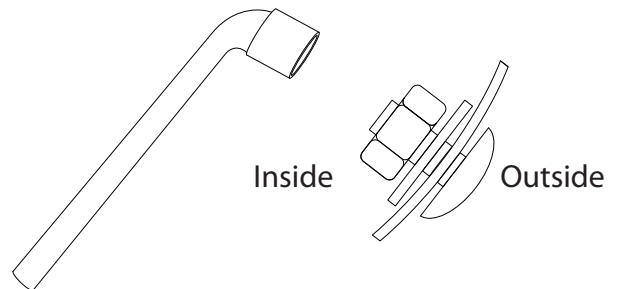
ASSEMBLY GUIDE

Caution: Metal panels have sharp edges and may cause injury. Using protective gear (gloves, closed toed shoes, etc.) is recommended.

1. Lay in desired configuration on a flat surface (Be mindful that paint may scratch if laid on rough surfaces).



2. Loosely, assemble all straight panels with the bolt, washer and nut. Use the hand wrench to tighten.



3. Push on rubber edging to the top edge of the box and cut off remainder.

